



Care Management PCMH Committee

Person-Centered Medical Home
Program Update
September 11, 2024



PCMH Program Status

As of August 31, 2024

PCMH Program Participants		Sites		Providers	
7/31/24	8/31/24	7/31/24	8/31/24	7/31/24	8/31/24
124	125	559	561	2,482	2,494
98 PCMH Approved Practices NCQA Sustained Recognition		18 Glide Path Practices Working Towards NCQA Recognition		2 Glide Path Renewal Practices Working towards NCQA Renewal Recognition	
				16 PCMH Accredited Practices Includes FQHCs	

Note: 9 Practices have sites in both PCMH & Glide Path Programs & 1 Practice has sites in both PCMH & Glide Path Renewal

PCMH Approved Practices

PCMH Approved Practices

7/31/24

97

8/31/24

98

New Approved Practices: 0
Completed Glide Path: 1
Moved to Glide Path Renewal: 0
Practices Termed: 0

PCMH Approved Sites

7/31/24

375

8/31/24

377

New Approved Sites: 0
Completed Glide Path: 2
Moved to Glide Path Renewal: 0
Sites Termed: 0

PCMH Approved Providers

7/31/24

1,780

8/31/24

1,785

Completed Glide Path: 4
New Providers: 0
Providers Added: 20
Providers Termed: 19
Moved to Glide Path Renewal: 0

PCMH Adult & Pediatric Practices

98 PCMH Approved
Practices

377
PCMH Approved Sites

32 Internal
Medicine
PCMH
Practices
with **169** Sites

22 Family
Medicine
PCMH
Practices
with **97** Sites

62 Pediatric
PCMH
Practices
with **110** Sites

1 Geriatric
PCMH
Practice
with **1** Site

This data reflects current information through August 31, 2024

*Note: 8 Practices have sites in 3 of the 4 categories & 3 Practices have sites in 2 of the 4 categories.
Sites are counted once.*

PCMH Glide Path Practices

Glide Path Practices

7/31/24

18

8/31/24

18

New Practices: 2

Completed Glide Path: 2

Practices Termed: 0

Glide Path Renewal (GPR) Practices

7/31/24

2

8/31/24

2

Completed GPR: 0

Moved to GPR: 0

Glide Path Sites

7/31/24

41

8/31/24

41

New Practice Sites: 2

Completed Glide Path: 2

Sites Termed: 0

Glide Path Providers

7/31/24

104

8/31/24

104

New Providers: 4

Completed Glide Path: 4

Providers Added: 0

Providers Termed: 0

2 Sites 2 Providers

Sites Completed GPR: 0

Sites Moved to GPR: 0

Providers Completed GPR: 0

Providers Moved to GPR: 0

PCMH Accredited Program Participants

Federally Qualified Health Centers (FQHCs) and FQHC look-alikes are program participants*

PCMH Accredited Participants

7/31/24

16

8/31/24

16

No Change

PCMH Accredited Sites

7/31/24

141

8/31/24

141

Sites Added: 0

Sites Terminated: 0

PCMH Accredited Providers

7/31/24

596

8/31/24

603

Providers Added: 24

Providers Terminated: 17

*Federally Qualified Health Centers (FQHCs) and FQHC look-alikes are PCMH program participants if they are pursuing and/or have obtained the Joint Commission Ambulatory Care accreditation with Primary Care Medical Home certification as well as NCQA recognition.



PCMH CY2024 Program Recruitment

Recruitment as of August 31, 2024

- **11 Practice Sites**
 - 6 New Practice Sites
 - 5 New Sites from Current PCMH Practices
- **27 Providers**
 - 22 From New Practice Sites
 - 5 From New Site from Current PCMH Practice

Practice Recruitment Opportunities

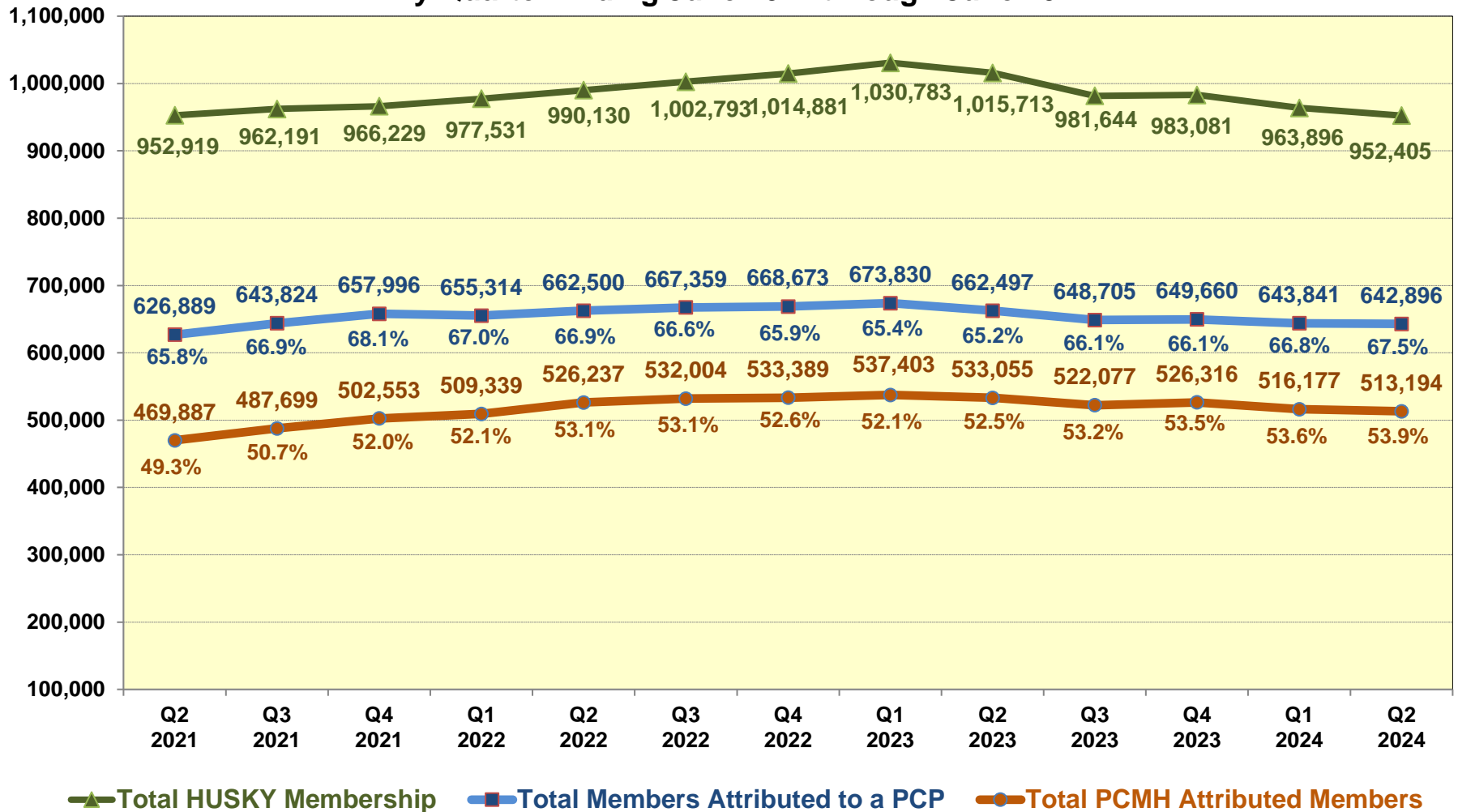
11 Practice Sites

27 Providers

These are eligible primary care practices that are most likely to enroll in the PCMH program in 2024.

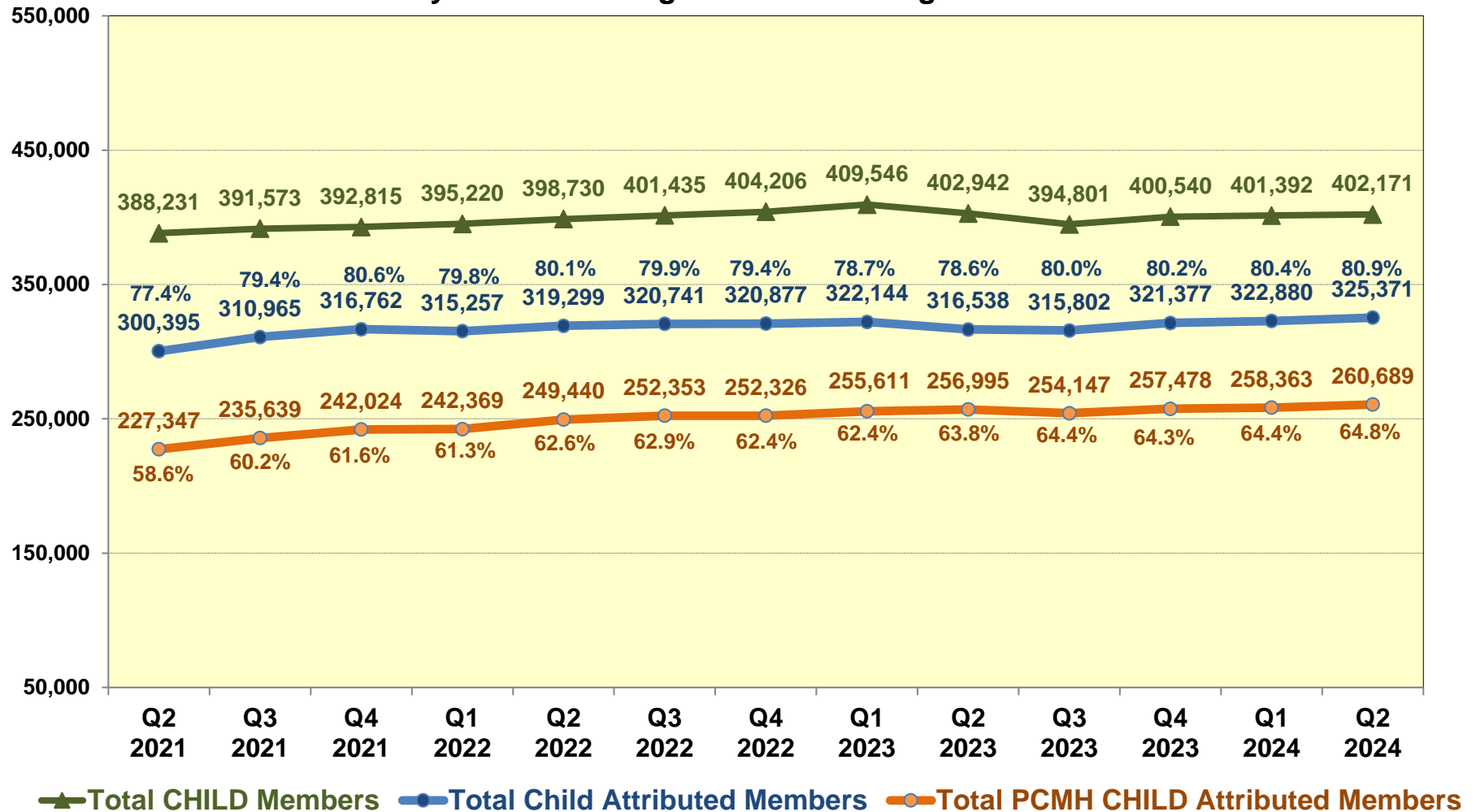
PCMH Program Member Attribution

Summary of Total HUSKY Membership, Total Members Attributed to a PCP
and Total PCMH Attributed Members
By Quarter Ending June 2021 through June 2024



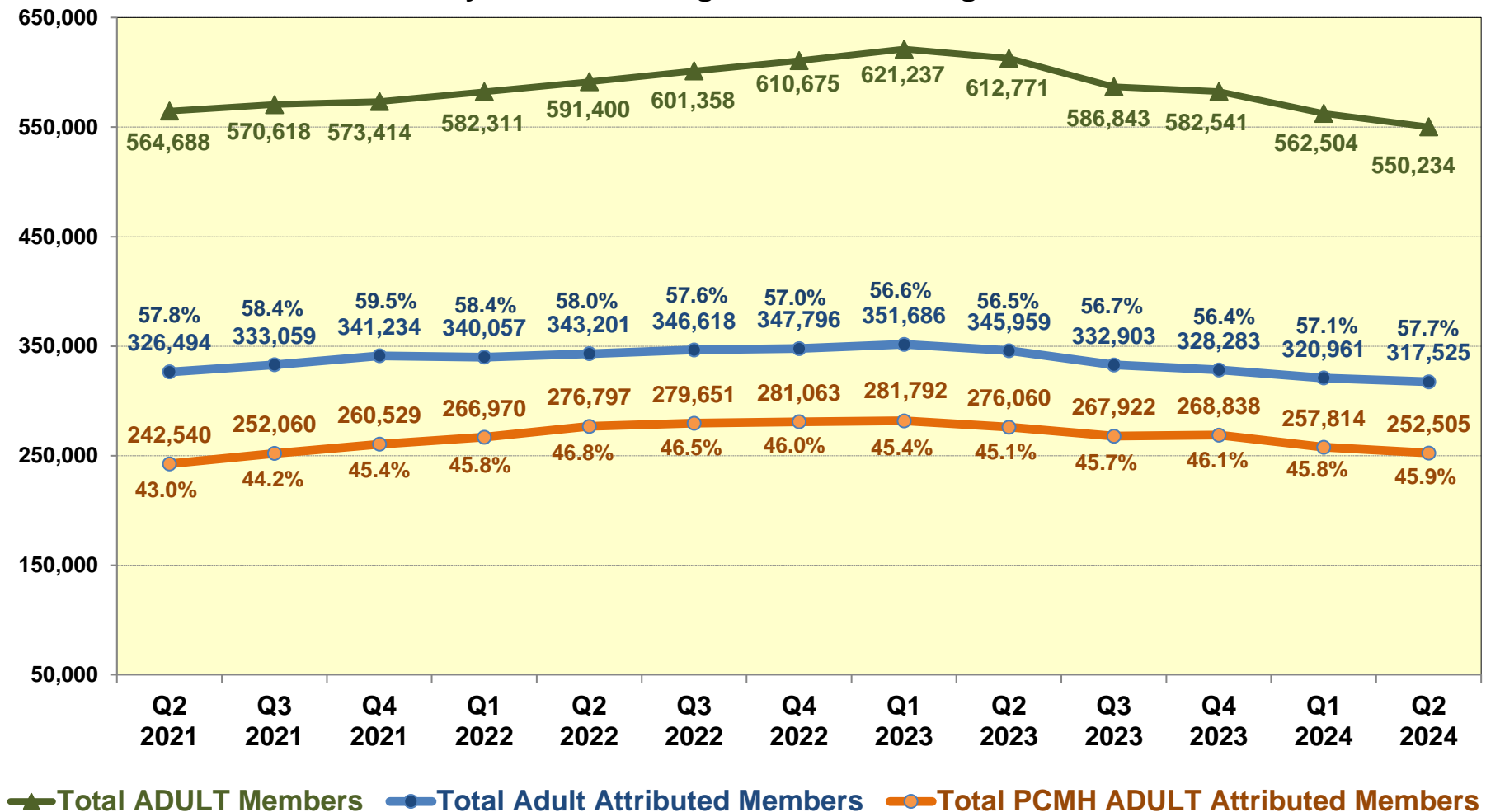
PCMH Program CHILD Member Attribution

Comparison of Total CHILD Members, Total CHILD Attributed Members,
and Total PCMH CHILD Attributed Members
By Quarter Ending June 2021 through June 2024

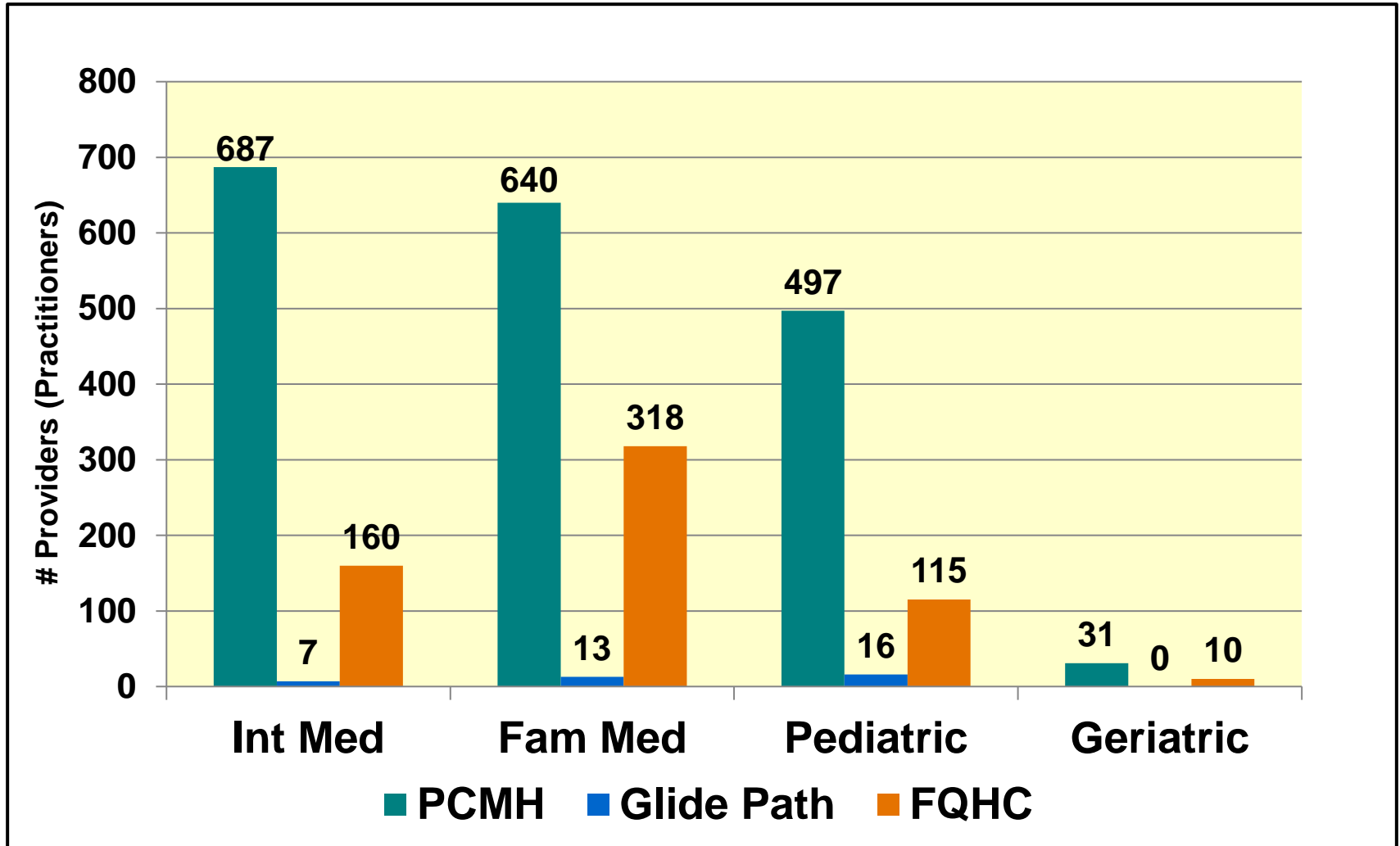


PCMH Program ADULT Member Attribution

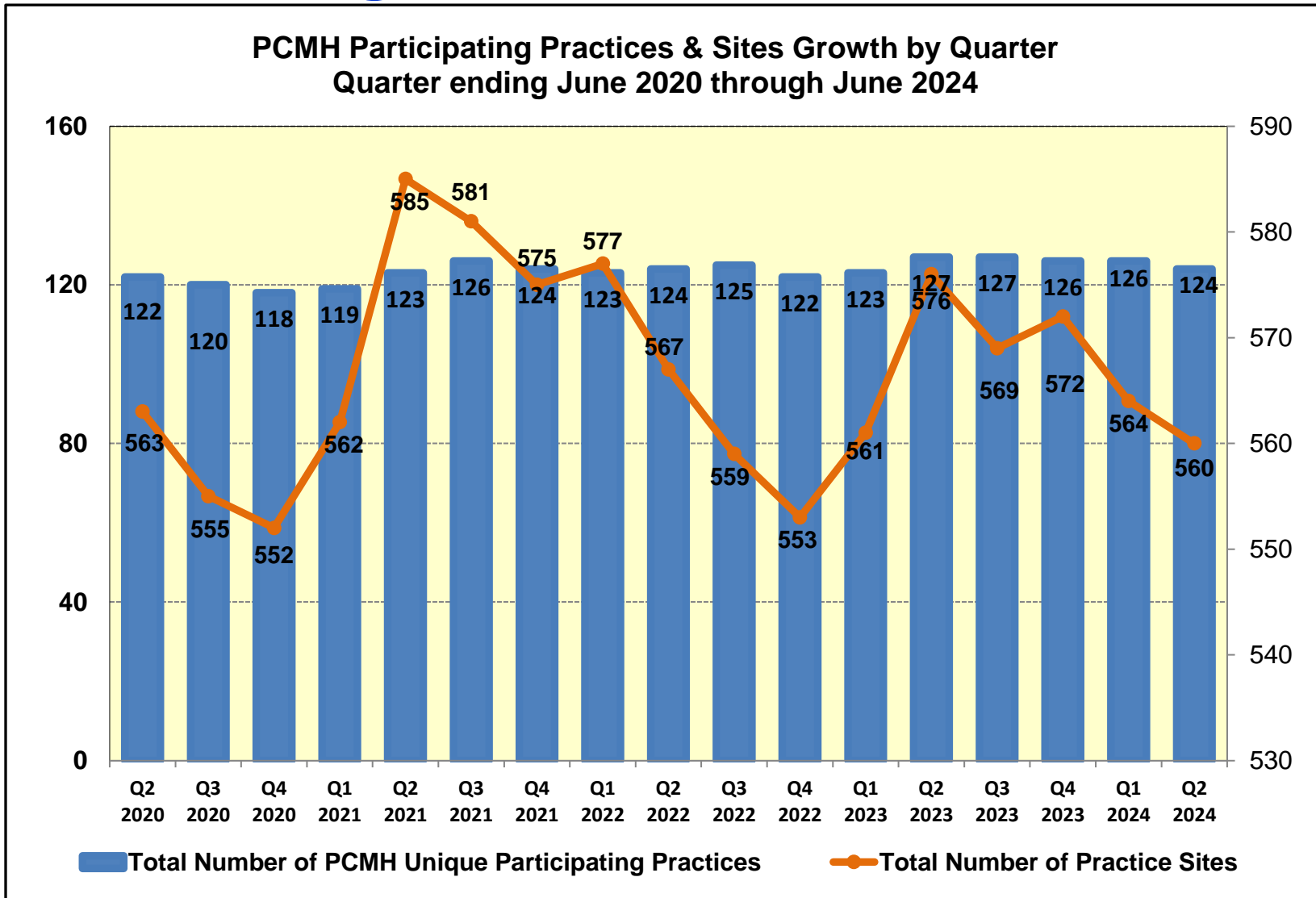
Comparison of Total ADULT Members, Total ADULT Attributed Members,
and Total PCMH ADULT Attributed Members
By Quarter Ending June 2021 through June 2024



Provider Specialty by PCMH Program Participation as of August 31, 2024

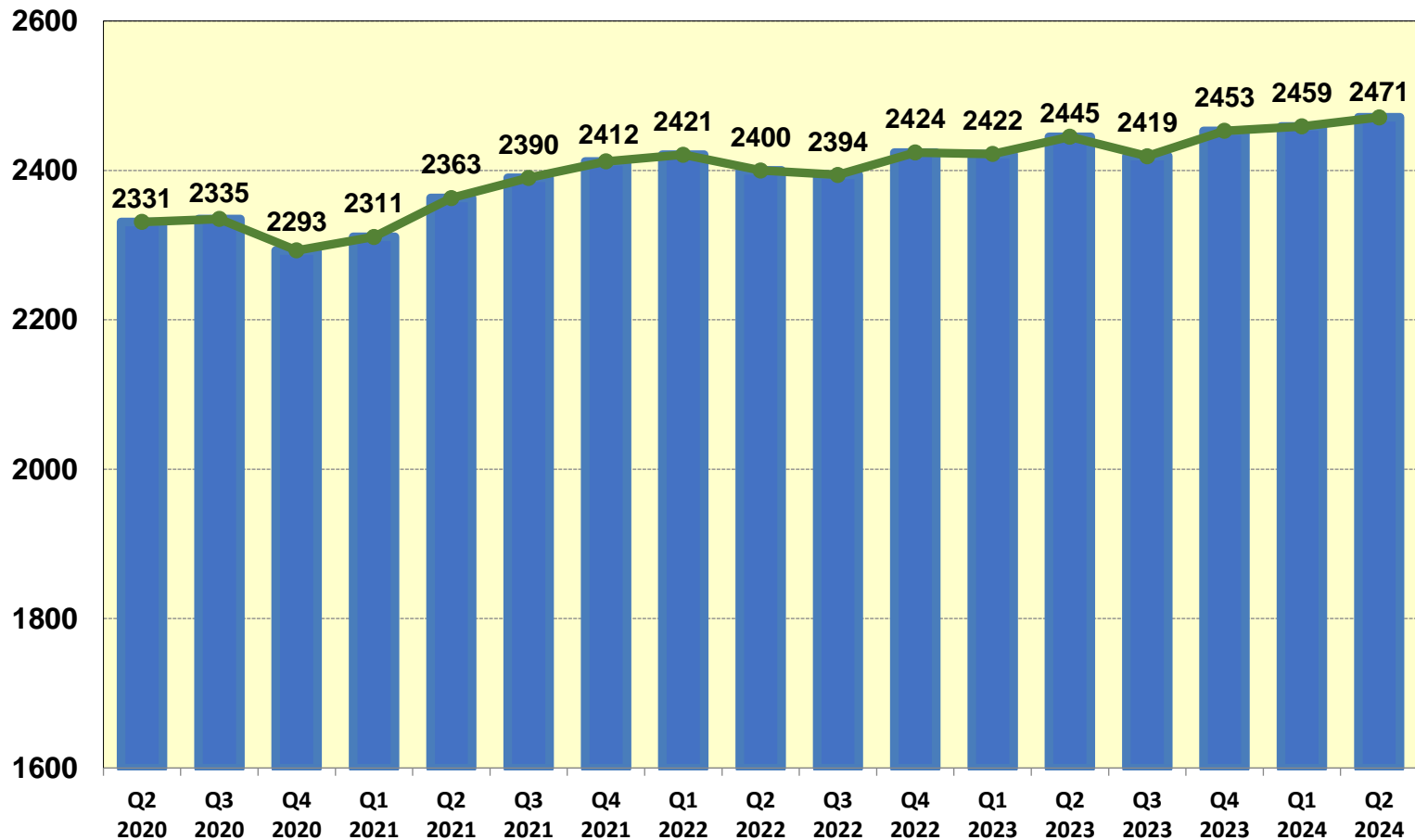



PCMH Program Growth-Practices & Sites



PCMH Program Growth - Providers

PCMH Total Participating Providers/Practitioners by Quarter
Quarter ending June 2020 through June 2024





PCMH Practice Quality Improvement (QI) Activity



PCMH Clinical Practice Transformation Specialists (CPTS) QI Activity

■ **Contact with Practices**

- The staff reviews practice measure data from the practice's Annual Profile report, claims and practice EHR reports during Q1 of each year.
- CPTS staff are required to meet with their assigned practices (FQHC/PCMH/Glide Path) quarterly. Many practices request monthly meetings.
- The CPTS helps practices choose measures to improve for the calendar year.
 - Measures are chosen based on low percentile rates (less than 50%).
 - These chosen measures are considered 'engaged measures'.
 - Measure resources, best practices, and improvement recommendations are shared with the practices.
 - Practices may choose not to engage due to limited resources, staffing issues, or lack of incentive associated with a measure.

■ **Measure Tracking**

- The CPTS monitors the practice's chosen measures, rates, processes, planned practice interventions and barriers to implementation and improvement.
- The staff uses the Plan-Do-Study-Act (PDSA) model for QI with the practices.

■ **Dashboard Review**

- CHNCT has developed an internal dashboard that provides current year to date measure rates with only a two month claims lag.
- The dashboard rates are reviewed with the practices at each QI meeting.
- Practices are provided a spreadsheet or power point with their current measure rates.



CPTS Practice QI Engagement

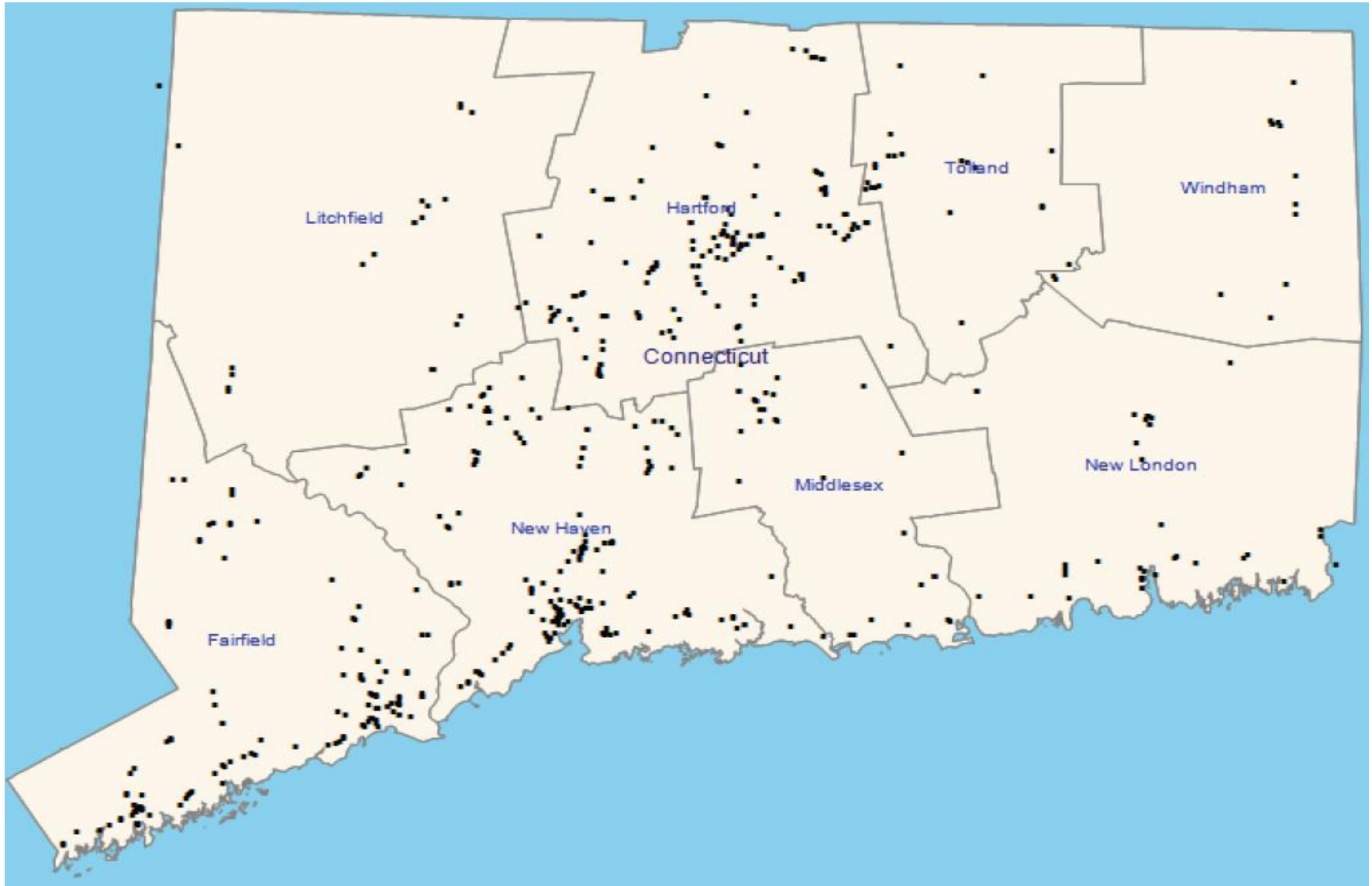
- Measurement year (MY) 2023 Results
 - 69 PCMH practices
 - Improved 32 different measures
 - 3% - 67.1%
- MY 2024 Year to Date Results*
 - Thirteen FQHC practices (87%) engaged with their CPTS on measures for QI
 - Sixty PCMH practices (72%) engaged with their CPTS on measures for QI
 - Eight Glide Path practices (67%) engaged with their CPTS on measures for QI

*Results not final, as new practices may engage on measures through the end of the year



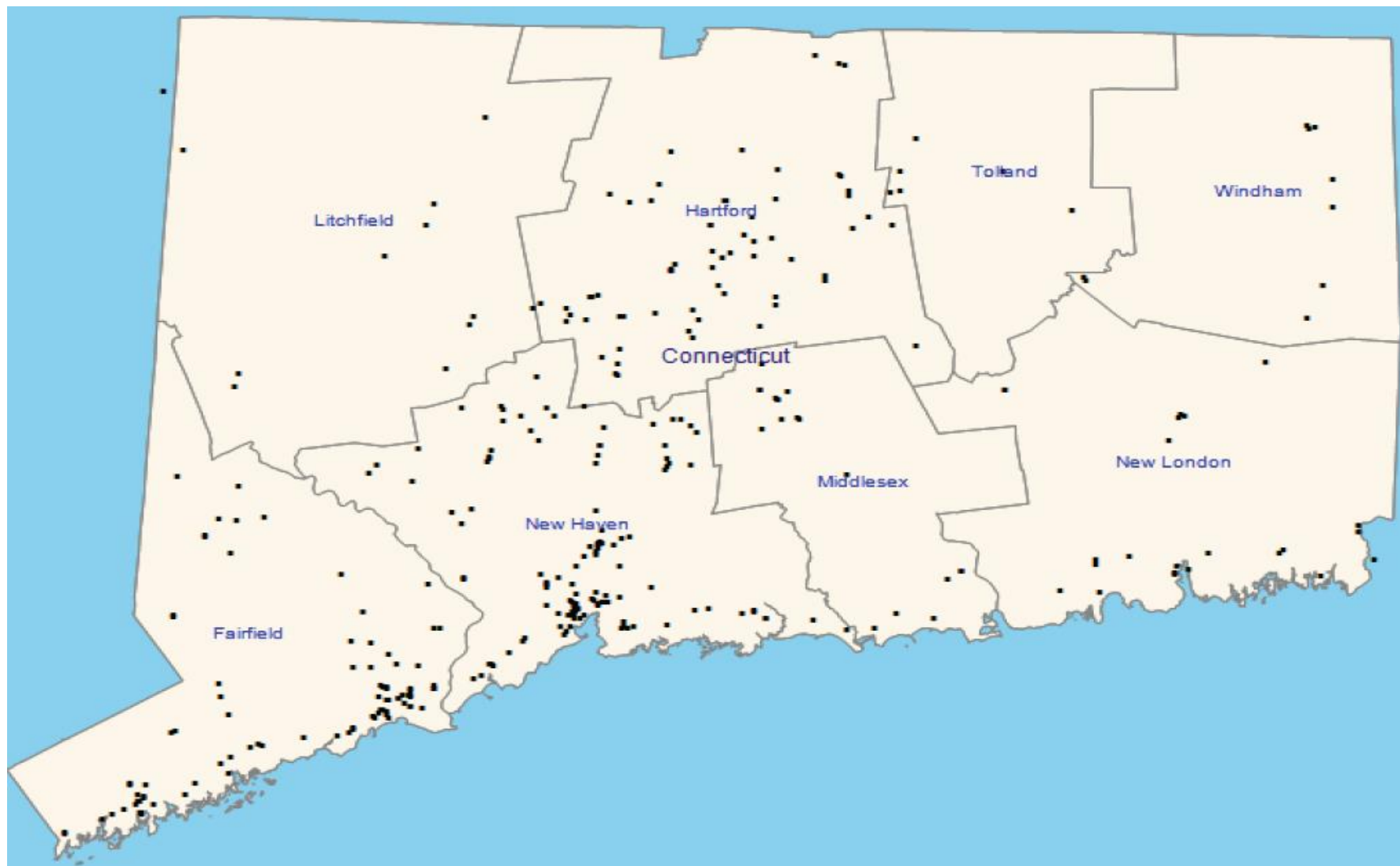
PCMH Practice Site Locations

All PCMH Program Practice Site Locations



Note: Data is as of June 30, 2024 – Maps are updated quarterly.

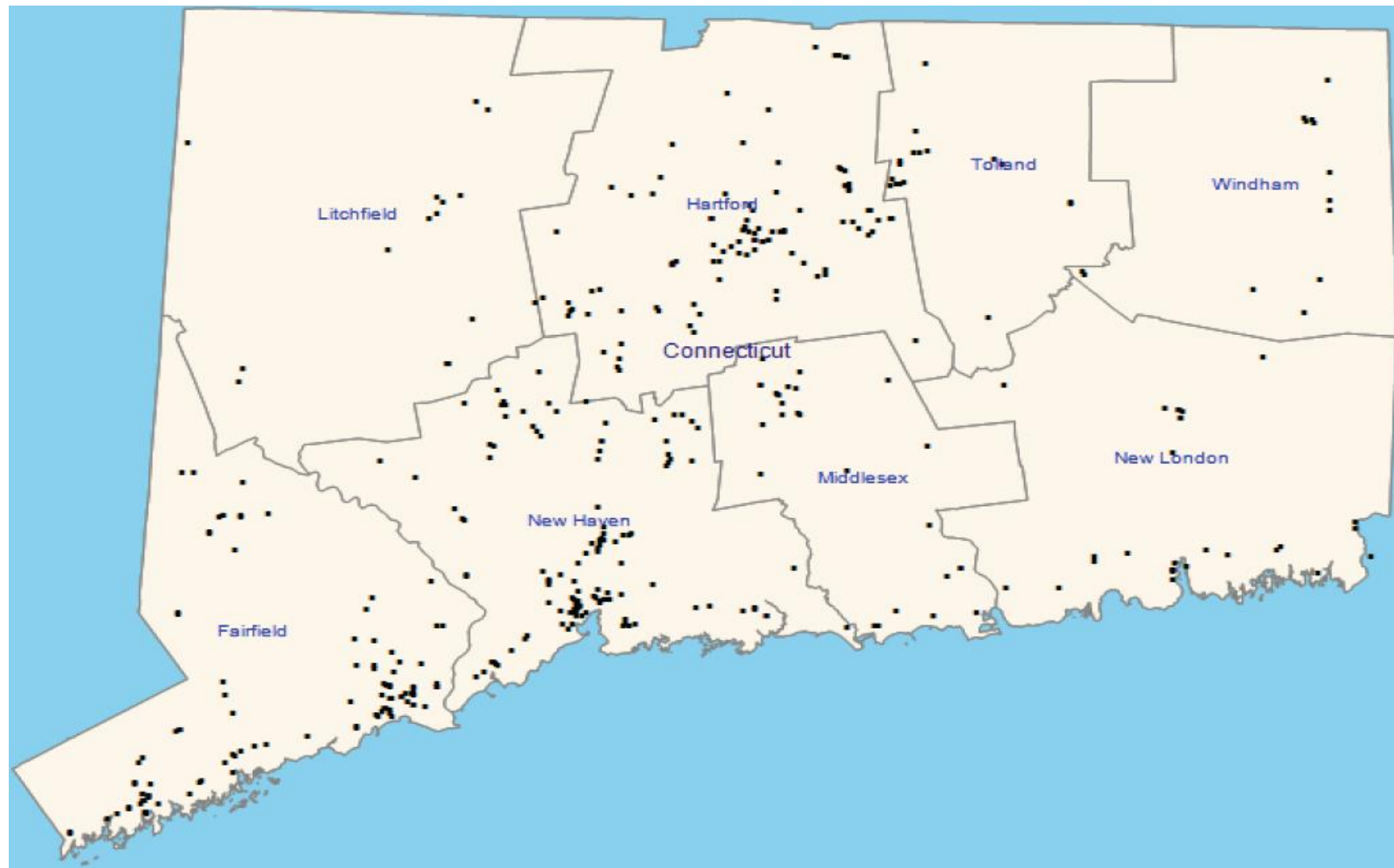
Internal Medicine PCMH Program Practice Site Locations



Note: Data is as of June 30, 2024 – Maps are updated quarterly.

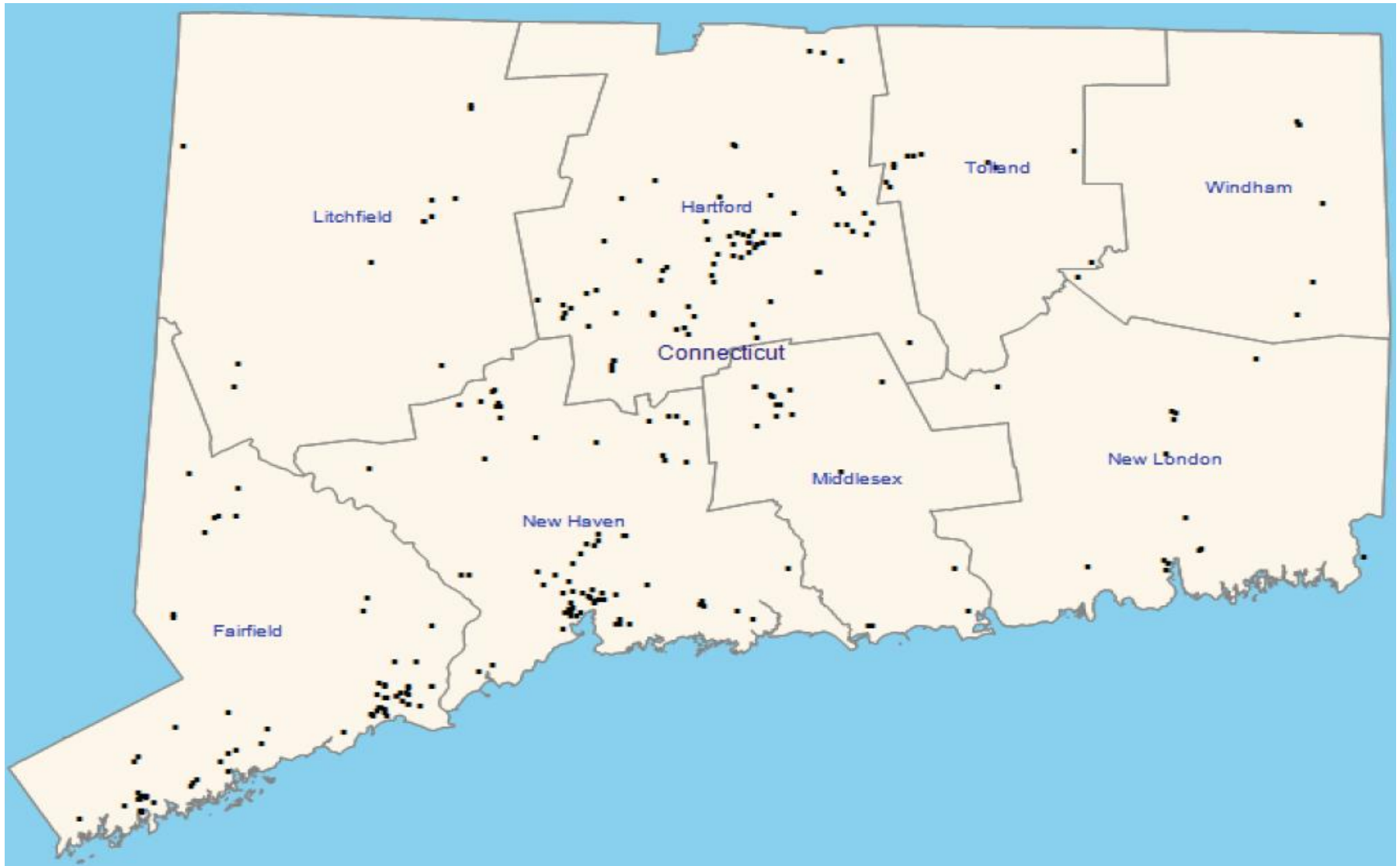
Family Practice PCMH Program

Practice Site Locations



Note: Data is as of June 30, 2024 – Maps are updated quarterly.

Pediatric PCMH Program Practice Site Locations



Note: Data is as of June 30, 2024 – Maps are updated quarterly.